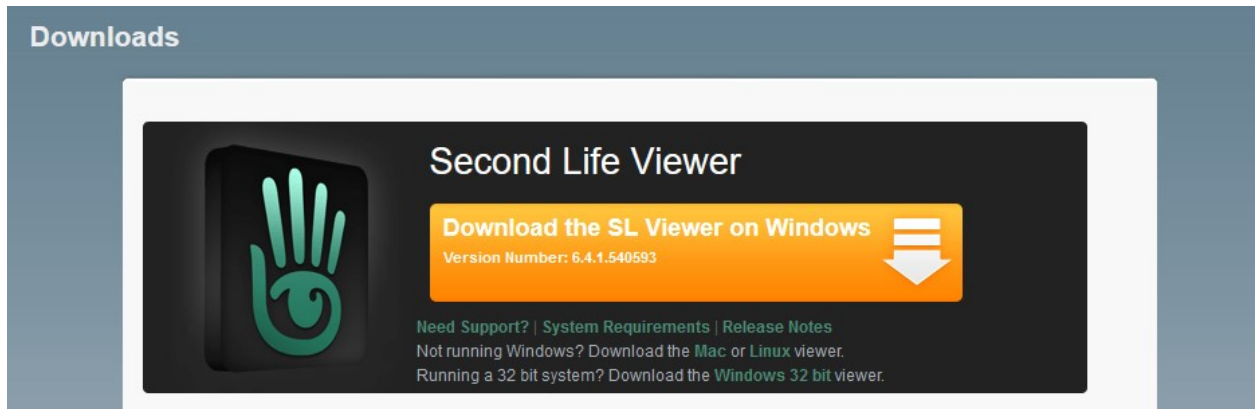


# Virtual Patient Safety Simulation – Getting Started

1. You will need to create a Second Life account to view the simulation. You can create an account here:

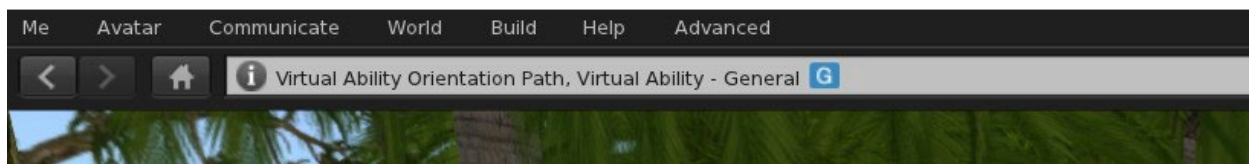
<https://virtualability.org/second-life-signup/>



2. PC, Mac, and Linux versions of the Second Life viewer are available. Download the viewer here:

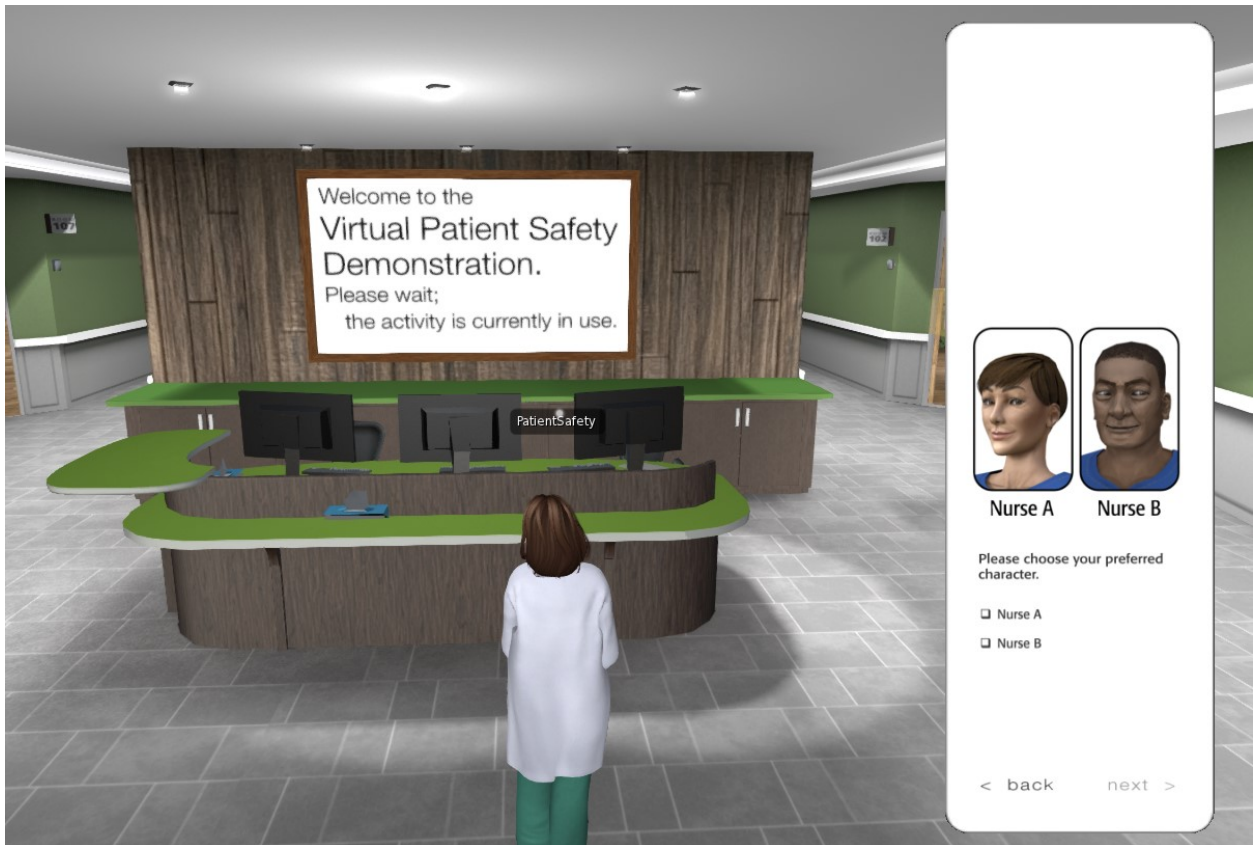
<https://secondlife.com/support/downloads/>

3. Install and start the viewer and type in your Username and password. You will begin at an orientation path. Feel free to follow the path to learn the skills needed in Second Life or go right to the simulation.



4. To go to the simulation, paste this link into the white location bar shown above and hit enter.

<http://maps.secondlife.com/secondlife/Health%20Adventures%20I/211/186/1802>



5. You will teleport to the simulation. Click the poster to start the simulation. A HUD (Heads up display) will appear on the right side of the screen. Read and follow the instructions, choose a nurse, and then click the next button at the bottom.
6. After you have completed the simulation, you can log out or continue to explore Second Life.